






Search Competition... SEARCH


 APR 01 2023
 
 Swimming New Zealand
 
 Sir Owen G Glenn National Aquatics Centre, Auckland, New Zealand
 100m Butterfly Men M... Final

Points Swimmers Files Scoreboard






Session 1 Sat 10:10 AM	Session 2 Sat 05:40 PM	Session 3 Sun 10:10 AM	Session 4 Sun 05:40 PM	Session 5 Mon 10:10 AM	Session 6 Mon LIVE	Session 7 Tue 10:10 AM	Session 8 Tue 05:40 PM
-----------------------------	-----------------------------	-----------------------------	-----------------------------	-----------------------------	--------------------------------	-----------------------------	-----------------------------

Session 6 Monday 05:40 PM		
17	05:40 PM	400m Freestyle Men Final
111	05:48 PM	400m Freestyle Men Multi...
24	05:57 PM	400m Freestyle Women Fi...
18	06:06 PM	100m Butterfly Women Final
112	06:13 PM	100m Butterfly Women Mu...
19	06:18 PM	200m Breaststroke Men Fi...
20	06:25 PM	200m Breaststroke Wome...
21	06:45 PM	50m Backstroke Men Final
113	06:49 PM	50m Backstroke Men Multi...
22	06:54 PM	50m Backstroke Women Fi...
114	07:00 PM	50m Backstroke Women M...
23	07:05 PM	100m Butterfly Men Final
115	07:12 PM	100m Butterfly ... LIVE
116	07:17 PM	400m Freestyle Women M...
25	07:26 PM	4x200m Freestyle Men Final
26	07:39 PM	4x200m Freestyle Women ...

23 **100m Butterfly Men Final** Official

☰ Qualified
☰ Heats

Total						
Rank	Competitor	Age	Club	RT	FINA	Result
1	Clareburt Le...	23	Capital Swi...	+0.69		52.54 Entry: 54.87 (- 2.33)
		50m: 24.93	100m: 52.54 (27.61)			
2	Gray Camer...	19	Coast Swim...	+0.67		52.55 Entry: 54.49 (- 1.94)
		50m: 24.46	100m: 52.55 (28.09)			
3	Elson Christ...	24	QEII Swim C...	+0.66		53.85 Entry: 54.62 (- 0.77)
		50m: 24.83	100m: 53.85 (29.02)			
4	Coetzee Wil...	25	Coast Swim...	+0.63		55.15 Entry: 55.79 (- 0.64)
		50m: 25.70	100m: 55.15 (29.45)			
5	Helms Blair	21	North Shore ...	+0.63		55.50 Entry: 55.89 (- 0.39)
		50m: 25.84	100m: 55.50 (29.66)			
6	Thibaut (V) ...	24	New Caledo...	+0.60		55.52 Entry: 55.89 (- 0.37)
		50m: 26.16	100m: 55.52 (29.36)			
7	Crampton J...	21	Capital Swi...	+0.69		55.84 Entry: 56.40 (- 0.56)
		50m: 26.24	100m: 55.84 (29.60)			
8	Clark MacAl...	20	North Shore ...	+0.62		56.24 Entry: 56.40 (- 0.16)
		50m: 26.02	100m: 56.24 (30.22)			
9	Amyes Josh...	19	Capital Swi...	+0.73		56.71 Entry: 56.59 (+ 0.12)
		50m: 26.84	100m: 56.71 (29.87)			
10	Campbell W...	27	Wharenui Sw...	+0.69		56.76 Entry: 56.93 (- 0.17)
		50m: 26.52	100m: 56.76 (30.24)			
11	Lutton Ollie	18	Aquagym S...	+0.74		57.02 Entry: 57.20 (- 0.18)
		50m: 26.66	100m: 57.02 (30.36)			
12	Alexandre (...)	17	New Caledo...	+0.59		57.52 Entry: 58.01 (- 0.49)
		50m: 27.07	100m: 57.52 (30.45)			
13	Williams He...	20	North Shore ...	+0.69		57.64 Entry: 57.80 (- 0.16)
		50m: 27.21	100m: 57.64 (30.43)			

14	 Shibuya Ikko	21	Club 37	+0.65	Entry: 57.73 (- 0.06)
	50m: 26.69		100m: 57.67 (30.98)		
15	 Kenny Sam	17	 Coast Swim...	+0.64	58.30 Entry: 58.82 (- 0.52)
	50m: 27.21		100m: 58.30 (31.09)		
16	 Mellsop Cur...	20	 Neptune Swi...	+0.67	58.47 Entry: 58.38 (+ 0.09)
	50m: 27.30		100m: 58.47 (31.17)		